

Welcome to the
TRANSPORT FORUM

CHANGE IS IN *OUR POWER*



Agenda: Transport Forum – Thursday 12th March 2026

1. Welcome and introductions
2. Meeting note / matters arising from last Forum held on: 13th November 2025 - (Chair)
3. Project Progress Update - (Andrew Cockcroft, EDF)
4. Transport Review Group Quarterly Report - (Rachel Lister, EDF)
5. Passenger Transport Update - (Andy Wagstaff, EDF)
6. Marine & Road Deliveries - (Claire Warner-Blackman, EDF)
7. Any Other Business - (Chair)
8. Date of next meeting: Thursday 25th June 2026 at 6pm

TRANSPORT FORUM

12TH MARCH 2026

ITEM 3: PROJECT PROGRESS UPDATE

Andrew Cockcroft

Head of Stakeholder Relations and Social Impact

CHANGE IS IN *OUR POWER*



— 2026 —

- Install Reactor Pressure Vessel into Unit 2.
- Begin installing feedwater and pipe connections to Unit 1's first Safeguard Building.
- Complete installation of de-mineralised water system in readiness for commissioning.

- Complete pre-stressing on Unit 1.
- Install first fuel handling crane into Unit 1.
- Energise Unit 1's Auxiliary transformer.
- Complete cooling water system and fish return system tunnels.
- Install heat exchangers and additional systems into Unit 1 safeguard building
- Install low pressure casing into Unit 1 turbine hall.



Cost and Schedule Update

2025

Schedule Range
2029 – 2030 - 2031

Cost
£31 - £34 billion
(*2015)



2026

Schedule Range
2030 - 2031

Cost
£35 billion
(*2015)



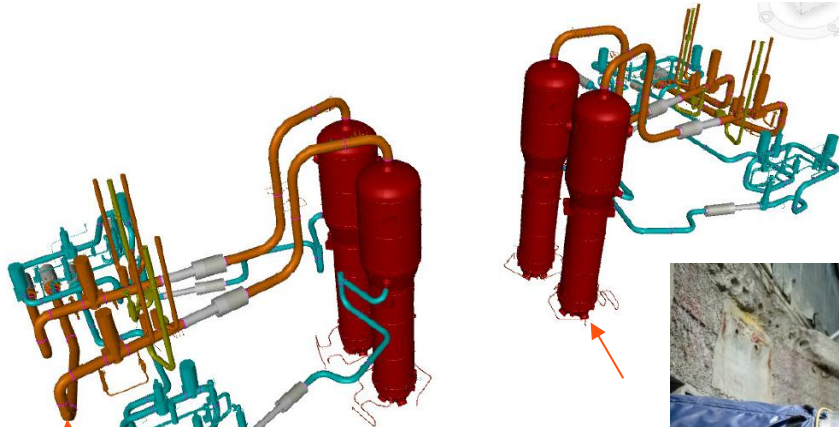
Arrival and Installation of second reactor pressure vessel

- The second reactor pressure vessel was **delivered in January 2026**.
- The pressure vessel harnesses nuclear fission to make heat and steam for the world's largest turbines. **Each one will power around 3m homes.**
- **The RPV was shipped from the Framatome Saint Marcel factory in France to Avonmouth Docks in Bristol, before being transported by barge to Combrich.**
- **The final journey was a three hour road trip for four miles by a SPMT (self-propelled modular transport) trailer to the construction site**



Welding of Unit 1's Primary Circuit Completed

- The Nuclear Steam Supply System is at the very heart of the power station.
- Within it, the Primary Circuit is made up of four loops.
- 24 welds taking roughly two weeks each
- Each of the welds is carefully inspected using radiography.



Blue pipework = Main Feedwater Line (MFWL)

Orange pipework = Main Steam Line (MSL)



There are four identical loops which connect each of the four Steam Generators to the Reactor Pressure Vessel. Each loop contains:

1 Steam Generator

1 Hot Leg

1 Cold Leg

1 Main Coolant Pump (not pictured)



Reactor Pressure Vessel Installation in Context



Above: Reactor pressure vessel cavity both empty, and filled with water at Olkiluoto 3 in Finland

2026

Areas Completed

- **Spatial Distribution Note**
- **Topic papers**
 - Accommodation
 - Workforce Development
 - Community Safety
 - Environment
 - Health
 - Tourism

*Transport paper being finalised
- **Engagement with community organisations and LCNs.**

January

- All topic papers finalised and submitted to Somerset Council following feedback.
- Associated strategies for topic areas amended.


February

March/April

- Drafting legal agreement via new Section 106 agreement.
- Approach to delivering uplifted mitigation measures and funding agreed and assessed by strategic planning committee
- Further updates to forums and LCNs

Temporary Jetty Time Extension

- On 3rd December permission was given by the Secretary of State to extend the use of the Temporary Jetty to 27 March 2028.
- The jetty is used to deliver aggregate to the site, reducing HGV movements for materials that may otherwise need to be delivered by road.
- Delivery of rebar cages to the site, which are constructed at Avonmouth, significantly improving the time taken to construct the concrete reinforcement.
- Projections are for around 138,000m³ of aggregate to be brought in via the jetty between 2026 – 2028.
- Formally updates Article 82 of the DCO.



Pre-Submitted Question:

"There's no mention in the slide on the painfully slow progress to Mitigation agreements for Workforce Uplift of the abandonment of EdeF plans for a 1,000-bed hostel near Junction 24. How will workers be accommodated in its absence?"

Submitted by Roy Pumfrey – Stop Hinkley

Pre-Submitted Question:

"Amongst the horror story of continuing delays and cost increases in historic figures, there's no mention of the proposed Material changes to the HPC DCO. What is happening about these and when can we expect to see them scrutinised by the Planning Inspectorate?"

Submitted by Roy Pumfrey – Stop Hinkley

Thank You

Item 4:

Transport Review Group Quarterly Report

2025 Q4 – Transport Forum Summary R01



Rachel Lister
HPC Transport Lead

Transport Review Group Quarterly Report

- This presentation provides a summary of the Transport Review Group Quarterly Report for October to December 2025 (Q4):
 - Construction Workforce Travel Plan (CWTP); and
 - Construction Traffic Management Plan (CTMP).
- This presentation is for information to the Transport Forum.
- Transport Forum is responsible for collating views from the public and forms the key link between the TRG and the wider community and provides an indication of the HPC transport issues that are impacting the general public.

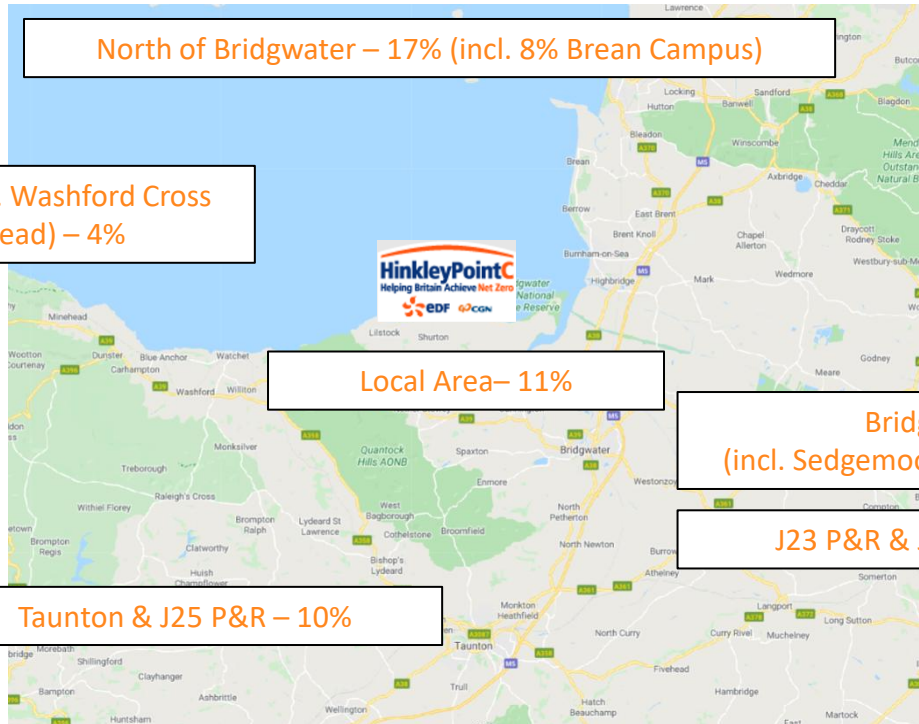


Construction Workforce Travel Plan (CWTP)

Final Journey to HPC	Target	Q3 (17/09/25) Workforce	%	Q4 (19/10/25) Workforce	%
Walk	9%	584	4.4%	588	4.4%
Cycle	0%	93	0.7%	86	0.6%
Public Bus	0%	0	0%	0	0%
Rail	0%	0	0%	0	0%
Motorcycle	0%	48	0.4%	44	0.3%
Car (Driver on Own)	4%	175	1.3%	162	1.2%
Car (unknown if on own or car share as outside of observed survey time)	-	230	1.7%	214	1.6%
Car Share (Driver at HPC Car Park)	-	65	0.5%	48	0.4%
Car Share (Passenger via HPC Car Park)	-	75	0.6%	56	0.4%
Car Share (Passenger via Drop Off Location at Hinkley Campus)	-	185	1.4%	106	0.8%
 HPC Bus Service	87%	11,833	89.1%	12,005	90.2% 
TOTAL	100%	13,288	100%	13,309	100%

Construction Workforce Travel Plan (CWTP)

- HPC Bus Passenger Boarding Locations (Last Quarter)



- TRG is actively monitoring demand on Taunton bus services following review of information in Quarterly Report.

- TRG is actively monitoring demand at J23 P&R.

Construction Workforce Travel Plan (CWTP)



Bus Movements a Day (DCO)	Bus Movements a Day (Last Quarter on Survey Day)
1,232	1,191

- Note: Current bus movements a day include “empty running” buses which are not included in the DCO number

Construction Workforce Travel Plan (CWTP) – HPC Car Share

- **22% of those who arrived at a Park and Ride via a car were observed car sharing (based on a total of 3,496 travelling to the Park and Ride facility as a car driver or passenger).**
 - DCO targets set for peak construction are based on the proportion of car passengers as a total of mode share to the park and rides including those walking and cycling.
 - For example, the DCO target for J23 P&R is 38% car passengers and last Quarter 17% were car passengers (with a further 13% car drivers with passengers so a total of 30% car sharing).
- Promotion of HPC Car Share continues
- 823 members have joined the HPC Car Share scheme via Mobilityways since it was launched.

Construction Workforce Travel Plan (CWTP)

HPC Helpline Complaints	2025 Q3		2025 Q4	
HPC Worker not Fly Parking	39	7%	22	7%
HPC Worker Fly Parking	108	18%	42	13%
Not a HPC Worker / Not Registered	450	75%	263	80%
Total	597	100%	327	100%

- 2025 Q4 lower numbers reflect the Christmas period with lower number of workers and less reports received.
- During the last Quarter:
 - The HPC Fly Parking Team also undertook their own checks and investigated 751 potential observations (the team are increasing the number of observations they are able to undertake).
 - 171 bus passengers were found to be fly parking.
 - This represents 2 HPC workers a day fly parking based on a full working week (Monday to Sunday) during the Quarter.
 - The Fly Parking Policy – 3 Stage Approach is applied to all HPC fly parkers.

Construction Traffic Management Plan (CTMP)

- **HGV Movements against HGV Average / Maximum Daily / Quarterly Limit for HGV Routes**

HGV Movements	DCO Cap (Movements)	2025 Q3			2025 Q4		
		Average Daily Movements	Maximum Movements on any day (Mon-Fri)	Maximum Movements on any day (Sat)	Average Daily Movements	Maximum Movements on any day (Mon-Fri)	Maximum Movements on any day (Sat)
HGV Movements	500 Average 750 (Mon to Fri) 375 (Sat)	172	290	42	134	247	68
HGV Route 1 (J23)	450	126	206	42	101	174	68
HGV Route 2 (J24)	300	46	98	0	33	81	0

Construction Traffic Management Plan (CTMP)

- Time Restrictions – HGV Movements

		2025 Q3			2025 Q4		
HGV Movements	DCO Cap (Movements)	Average Daily Movements	Max Movements on any day (Mon-Fri)	Max Movements on any day (Sat)	Average Daily Movements	Max Movements on any day (Mon-Fri)	Max Movements on any day (Sat)
07:00 – 07:59	40	25	38	18	20	36	17
08:00 – 08:59	30	18	28	8	15	26	14
09:00 – 09:59	50	25	46	8	20	40	4
10:00 – 10:59	No CAPS	23	42	4	19	40	8
11:00 – 11:59		19	34	16	14	30	12
12:00 – 12:59		18	40	4	13	34	12
13:00 – 13:59		18	40	2	13	36	2
14:00 – 14:59		15	32	0	12	28	0
15:00 – 15:59		7	30	0	5	20	0
16:00 – 16:59	50	2	11	0	2	10	0
17:00 – 17:59	40	0	2	0	0	2	0
18:00 – 18:59	40	0	2	0	0	4	0
19:00 – 21:59	No CAPS	0	6	0	1	4	0

Construction Traffic Management Plan (CTMP)

- **40 breaches (0.39% of total HGV movements) during last Quarter:**
 - 6 HGV outside of permitted delivery hours
 - 0 HGV over permitted time limit
 - 34 HGVs deviated from the approved HGV route
- All HGV drivers who were involved in these breaches have received a Driver Strike.
- HGV Route Compliance:
 - Driver Briefings random observations
 - Senior Leadership Engagement Tours
 - HGV Signage review

Construction Traffic Management Plan (CTMP)

- Last Quarter (average)

Daily HGV Movements	Daily HGV Deliveries
134	69

- (below 500 DCO Average Limit for movements)

Thank You

Item 5: Passenger Transport Update

Andy Wagstaff

Passenger Transport Service Manager









Jan-16

Split O Licence

Minibuses	2	FIRST
Gemini DD	4	CMS
Coaches	4	CMS
Total	<u>10</u>	





- In 2016 SPS undertook 5200 journeys covering 110,000 miles which is the equivalent of just under 5 laps of the earth.





Jan-16

Split O Licence

Minibuses	2	FIRST
Gemini DD	4	CMS
Coaches	4	CMS
Total	10	

Mar-26

SPS O Licence

Minibus	4
Enviro Short	4
Enviro Long	15
Enviro Dual Door	23
Double Decker	106
Yutong Coaches	45
Merc Coaches	4
Leopard Coach	1
Total	202



In 2025 SPS operated a Fleet of 199 vehicles with 268,445 journeys covering 7,725,760 miles, which is the equivalent of 310 laps of the earth or 32.5 return trips to the moon!

Thank You

Item 6: Marine & Road Deliveries

Claire Warner-Blackman
Freight & Marine Area Manager

Rebar Update

Rebar deliveries since the last Transport Forum
(13 November 2025):

- 11 voyages completed (95 in total since day 15/05/2024)
- 69 rebar cages delivered (552 in total)
- 0 rebar meshes delivered (52 in total)
- 814.72te total weight delivered (5483.97te in total)
- 76 empty cages returned to the factory (530 in total)
- 145 crane lifts on the jetty (1,112 in total)
- 1 voyage aborted due to weather and mechanical failure (11 in total)
- 91.6% success rate



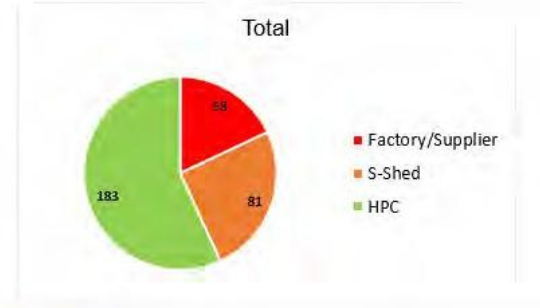
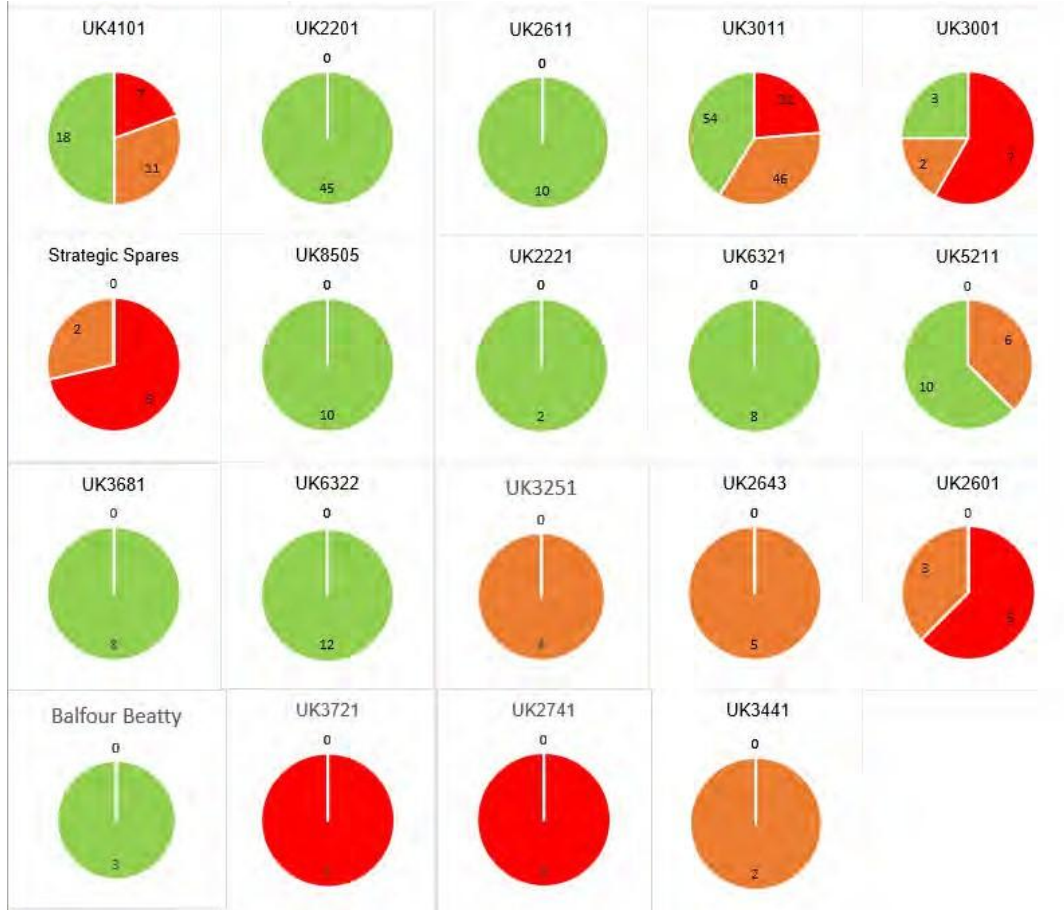
Marine AIL Deliveries to HPC via Combwich Wharf

Since the last Transport Forum...

- 8 barges into Combwich Wharf
- 6 barge trips missed due to lack of laydown area on HPC
- 8 road moves from Combwich Wharf to HPC:
 - 1 U2 RPV (CSAS)
 - 1 HIP Rotor (CSAS)
 - 4 U2 Steam Generators (CSAS)
 - 2 MCL Cross Over Legs (CSAS)
 - 1 HIP Casing (CSAS)



Marine AIL Deliveries to Date



Total AILs 321



Thank You

Item 7: Any Other Business

Chair

Item 8: Date of next meeting

Transport Forum: Thursday 25th June 2026 at 6pm

Next dates for the Community, Main Site and Transport Forums in 2026

All 6pm start and on Thursdays

Transport Forum	12th March / 25th June / 12th November
Community Forum	15 th January / 14 th May / 17 th September
Main Site Forum	12 th February / 4 th June / 15 th October

www.edfenergy.com/hpccommunity

Thank You